



2019

2019

| | | |
|-----|--|--|
| GSP | | |
|-----|--|--|

2019

2018

| | | | |
|--|------------------|------------------|--------|
| | | | |
| | 1,972,504,956.78 | 1,620,119,627.85 | 21.75% |
| | 106,362,924.24 | 92,331,898.02 | 15.20% |
| | 105,635,739.46 | 85,862,535.82 | 23.03% |
| | | | |

2019

| | | | | | |
|-----|-----|------|------|----|-----|
| 602 | 256 | 2017 | 2018 | 11 | 159 |
| 11 | | | | | |
| | | D3 | | | |

2019

C

1

1

“ + ”

2

“ ” “ + ”

3

“ + ”

2

“ ”

3

“ 8^a >

“ “ 1/8] è ñ, ’

4

GMP

“

”

5

7 ð ? 1 KQŋġ' 9Ÿâ&|+O

2019

16

“ ”

“ ”

2016- 2020

“

”

“

”

OTC

“ ” “ ” “ ”

OTC

| | |
|--|---------|
| | |
| | 24.09% |
| | 43.54% |
| | 97.46% |
| | 39.56% |
| | 48.53% |
| | 114.45% |

2019

602

11

441

404

37

| | | | |
|----|------------------|-----|---|
| 2 | CN201410402728.7 | | |
| 3 | CN201721171974.1 | | |
| 4 | CN201721172065.X | | |
| 5 | CN201721171543.5 | | |
| 6 | JP2017558679 | | |
| 7 | CN201611243785.0 | | |
| 8 | CN201820580499.1 | | |
| 9 | CN201721170900.6 | | |
| 10 | CN201510549327.9 | 4-O | A |
| 11 | CN201510041401.6 | | |
| 12 | CN201721170901.0 | | |
| 13 | CN201721170904.4 | | |
| 14 | CN201820392859.5 | | |
| 15 | CN201611247601.8 | | |

2019

4
5
6
7
8
9

2019

| | | | | | |
|--|----|---|--|--|---------|
| | | 4 | | | 186.02 |
| | | 5 | | | 3758.84 |
| | H3 | 6 | | | 540.68 |
| | H4 | 7 | | | 504.67 |
| | H4 | 8 | | | 467.11 |

1
2
3
4
5
6
7
8

(NSCLC)

HER2

3

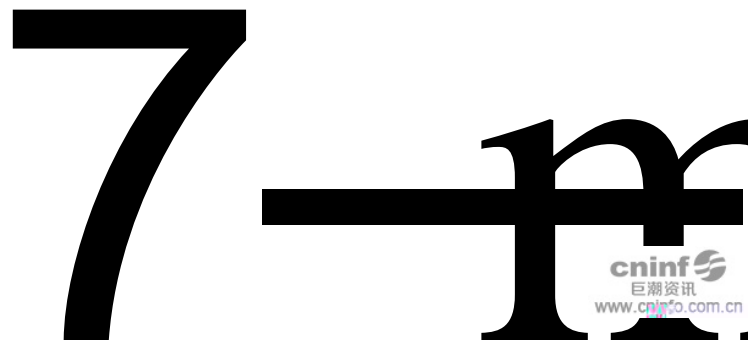
10%

| | | | | |
|--|---|-----------------------|---|--|
| | / | | | |
| | | 2011.8.12-2031.8.11 | 2 | |
| | | 2012.10.26-2032.10.25 | 5 | |

4

" " " "

a



2019



2019

| | | | | |
|--|---------------|--------|--|--|
| | 28,365,134.56 | 22.41% | | |
| | 623,993.86 | 0.49% | | |



2019

| | | | | | | | |
|--|-------------------|-----------|------------|--|----------------------|----------------------|--------------|
| | 59,207,298.6 3 | -7,298.63 | 260,477.76 | | 1,289,484.00 0.00 | 1,345,183.00 0.00 | 1,501,000.00 |
| | 0.00 | | | | | | 0.00 |

2019

| | | | | | | | | | | | | |
|--|----|----|----|------------------|-----------------------|----|----|------|------|----|----|----|
| | | | | 400.00 | ,347.0 3 | | % | | | | | |
| | -- | -- | -- | 1,176, 400.00 | 67,829 ,347.0 3 | -- | -- | 0.00 | 0.00 | -- | -- | -- |

| | | | | | | | | | | | | |
|--|--|--|--|--|--|--|--|--|--|--|--|--|
| | | | | | | | | | | | | |
|--|--|--|--|--|--|--|--|--|--|--|--|--|

5


2019

| | | | | | | | | | |
|---------------|----|---------------|----|----------------|-------------|------------|------|-------|-------|
| 2019 | 06 | 30 | | -45,428,718.57 | | | | | |
| 45,453,427.82 | | | | 24,709.25 | | | | | |
| 46,254.47 | | | | | | 11,188.67 | | 2019 | 06 30 |
| | | | | | | | 2015 | 11 30 | 12 3 |
| 12 | 11 | 12 | 16 | | | | | | |
| | | | | 9 | 629,180,000 | | | | |
| | | 38,600,000.00 | | 530,219,983.25 | | | 2019 | 06 | 30 |
| | | 152,580.20 | | 1,800 | | 150,780.20 | | | |

2019

| | | | | | | | | |
|-----|--------|--------|----------|---------|----------|----------|-----------|--|
| 100 | | | | | 2012 | | | |
| | 7,328 | 7,328 | 2,186.24 | 29.83% | 11 23 | -29 | -2,507.01 | |
| | | | | | 2012 | | | |
| | 12,500 | 12,500 | 12,410 | 99.28% | 12 31 | 0 | 0 | |
| | | | | | 2013 | | | |
| | 28,000 | 37,500 | 37,500 | 100.00% | 12 31 | 1,162.63 | 23,742.02 | |
| | | | | | 2011 | | | |
| | 11,200 | 11,200 | 11,200 | 100.00% | | | | |

2019



6

1

2

1,500

1

19,500

2.

7,328

100

2,186.24

3.

12,500

18

12,410

4.

40,500

37,500

3,000

"

2019

| | | | | | | | | |
|--|------|----------|----|-----|--------|----------|----|----------|
| | 2.8 | | | | 0.95 | | | 3.75 |
| | | 2012 | 9 | 29 | 2012 | | | |
| | 2 | 2012 | 12 | 23 | | | | |
| | | | | | | 2013 | 1 | 12 |
| | | | | | | | | 2013 |
| | 3 | 2013 | 12 | 11 | | | | 1.5 |
| | | | | | 8,024 | 4,008 | | 2013 |
| | | | | | | | 12 | 28 |
| | 2013 | | | | | | | |
| | | | | | | | | |
| | | 2011 | 1 | 14 | | | | 2,440.16 |
| | | | | | | 2011 | 1 | 7 |
| | | | | | 701.80 | | | 3.2 |
| | | | | | | | | GAP |
| | | 2011 | 12 | 23 | | | | 1,738.36 |
| | | | | | | | | |
| | 1 | 2011 | 3 | 27 | | | | 10,000 |
| | 2 | 2011 | 10 | 19 | | | | 10,000 |
| | | | | | 2011 | 12 | 23 | |
| | 3 | 2012 | 4 | 11 | | | | 10,000 |
| | 4 | 2012 | 10 | 16 | | | | 10,000 |
| | 5 | 2013 | 3 | 25 | | | | 10,000 |
| | 6 | 2013 | 9 | 25 | | | | 10,000 |
| | 7 | 2014 | 9 | 11 | | | | 10,000 |
| | 8 | 2015 | 8 | 17 | | | | 10,000 |
| | | | | | | | | |
| | 1 | | | | | 4,193.42 | | 100 |
| | | 5,141.76 | | | 1 | | | |
| | | | | | | | | 587 |
| | | | | 465 | | | | |
| | | 3,988 | | | | | | 2 |
| | 2 | GAP | | | | | | 1,173.96 |
| | | | | | | | | 1 |

2019



174

1,

2019

| | | | | | |
|-----|-----|-------|----------|---------|-------|
| 1.5 | 1.5 | | | | 2017 |
| | | 4,008 | 4,014.53 | 100.16% | 08 31 |



99

| | | | | | | | | | | | | | | | | | |
|--|--|--|-------|--|------------------|------------------|--|--|-----------|-------|-------|--|---|--|--|--|--|
| | | | | | | | | | | | | | | | | | |
| | | | 10 | | 2019 01 01 | 2019 12 31 | | | 3.00 % | 0.15 | 0.15 | | 0 | | | | |
| | | | 3,000 | | 2018 12 11 | 2019 01 15 | | | 3.50 % | 10.21 | 10.79 | | 0 | | | | |

2019

5

5' >|

0

2,50
0

201 201
9 9
01 02
18 22

3.50
%

8.51 8.99

0



2,50
0

201
9
02
28

21

| | | | | | | | | | | | | | | | | |
|--|--|--|-------|--|----------|----------|--|--|-------|-------|-------|--|---|--|--|--|
| | | | | | | | | | | | | | | | | |
| | | | 5,000 | | 20190111 | 20190314 | | | 4.00% | 33.97 | 33.97 | | 0 | | | |
| | | | 3,000 | | 20190122 | 20190325 | | | 4.00% | 20.38 | 20.38 | | 0 | | | |

| | | | | | | | | | | | | | | | | |
|--|--|--|-------|--|----------|----------|--|--|-------|-------|-------|--|---|--|--|--|
| | | | | | | | | | | | | | | | | |
| | | | 2,000 | | 20190319 | 20190502 | | | 3.95% | 9.52 | 9.52 | | 0 | | | |
| | | | 3,000 | | 20190327 | 20190506 | | | 3.95% | 12.99 | 12.99 | | 0 | | | |

| | | | | | | | | | | | | | | | | | |
|--|--|--|-------|--|------------------|------------------|--|--|-------|-------|-------|--|---|--|--|--|--|
| | | | | | | | | | | | | | | | | | |
| | | | 5,000 | | 2019 05 13 | 2019 06 24 | | | 3.95% | 22.18 | 22.18 | | 0 | | | | |
| | | | 6,000 | | 2019 06 11 | 2019 07 22 | | | 3.95% | 26.62 | | | 0 | | | | |

| | | | | | |
|-------|------|------|------|------|---|
| | 2019 | 2019 | | | |
| | 06 | 08 | 3.95 | 22.4 | |
| 5,000 | | | % | 9 | 0 |
| | 26 | 05 | | | |

| | | | | |
|-----|------|------|------|--|
| | 2019 | 2019 | | |
| | 01 | 02 | 3.10 | |
| 500 | | | % | |
| | 23 | 25 | | |

| | | | | | |
|-------|------|------|------|------|---|
| | 2019 | 2019 | | | |
| | 06 | 08 | 4.40 | 19.2 | |
| 2,500 | | | % | 5 | 0 |
| | 03 | 04 | | | |

| | | | | | |
|-------|------|------|------|------|--|
| | 2019 | 2019 | | | |
| | 06 | 08 | 3.95 | 15.5 | |
| 4,800 | | | % | 8 | |
| | 03 | 04 | | | |

2019

| | | | | | | | | | | | | | | | | | |
|--|--|--|-------|--|----------|----------|--|--|-------|-------|--|--|---|--|--|--|--|
| | | | | | | | | | | | | | | | | | |
| | | | 4,214 | | 20190513 | 20190613 | | | 3.90% | 13.51 | | | 0 | | | | |
| | | | 1,000 | | 20190617 | 20190717 | | | 3.85% | 3.16 | | | 0 | | | | |

| | | | | | | | | | | | | | | | | | | | |
|--|--|--|-------|--|----------|----------|--|--|-------|-------|-------|--|---|--|--|--|--|--|--|
| | | | | | | | | | | | | | | | | | | | |
| | | | 8,100 | | 20180418 | 20190108 | | | 2.60% | 20.77 | 20.77 | | 0 | | | | | | |
| | | | 3,000 | | 20190320 | 20190620 | | | 4.55% | 34.4 | 34.4 | | 0 | | | | | | |

100

| | | | | | | |
|------|-----|-----|------|------|------|---|
| | 201 | 201 | | | | |
| | 9 | 9 | | | | |
| 1,00 | 03 | 06 | 3.75 | | | |
| 0 | | | % | 9.35 | 9.35 | 0 |
| | 29 | 28 | | | | |

1,00
0

2019

350


10%

| | | | 395,000,00 0.00 | 1,101,625, 250.34 | 851,626,79 2.85 | 414,965,91 0.30 | 8,861,80 1.47 | 11,626,345.4 3 |
|--|--|--|--------------------|----------------------|--------------------|--------------------|--------------------|--------------------|
| | | | 170,000,00 0.00 | 494,502,50 6.88 | 137,582,47 9.08 | 82,940,776 .49 | -5,944,2 50.61 | -5,922,028.3 6 |
| | | | 19,817,778 .00 | 1,047,629, 102.34 | 914,939,79 2.88 | 352,960,87 4.29 | 160,784, 724.40 | 137,844,249. 99 |

| 2018 | | 41.57% | 2019 05 16 | 2019 05 16 | 2019-034 |
|------|--|--------|------------|------------|----------|

| | | | 12 | 2016 08 10 | | |
|--|--|--|----|---------------|--|--|
| | | | 12 | | | |

2019




12

12

2015

" (

2019



2015



2019

_ L f 9Ÿ

2015

2016

2017

2015

2016

2017

15%

2015

2016

2017

2015

2016

2017

| | | | | | | |
|--|--|---|---------------------------|---------------|--|--|
| | | | | | | |
| | | | 2015 -2017 | | | |
| | | | " " 1.5 2 2.5 | 2015 01 01 | | |
| | | 6 | | | | |
| | | | | 2015 10 22 | | |
| | | | 15 | | | |

| | | | | | | |
|--|--|--|--------------------|---------------|--|--|
| | | | | | | |
| | | | 3 | | | |
| | | | | 2015 10 22 | | |
| | | | 1 2017 12 31 | | | |

| | | | | | | |
|--|--|--|--------|---------|--|--|
| | | | 30 | | | |
| | | | 50% | | | |
| | | | 50% 2 | | | |
| | | | 2018 1 | | | |
| | | | 1 | | | |
| | | | 30 | | | |
| | | | / | | | |
| | | | / | 2015 04 | | |
| | | | | 27 | | |

TRAVELER

20

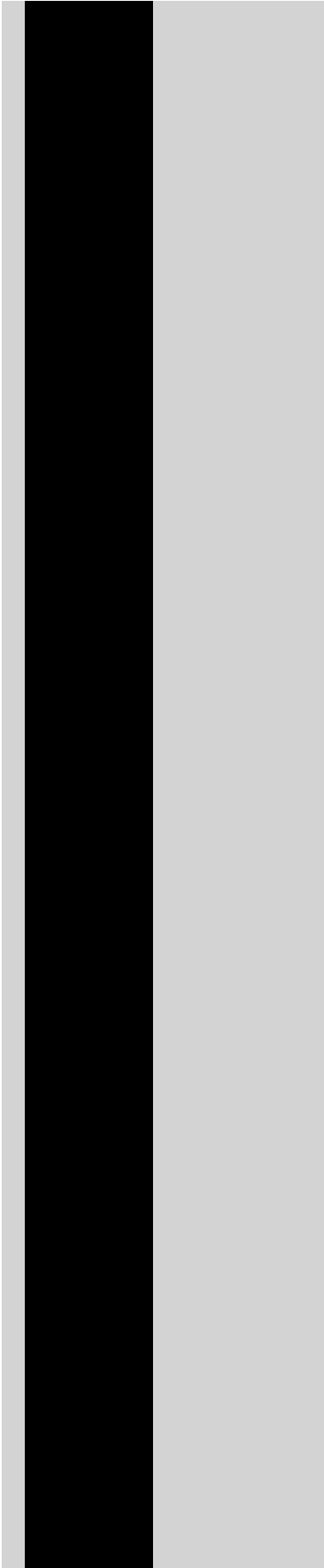
17

| | | | | | | |
|--|--|--|-----|--|--|--|
| | | | / | | | |
| | | | / | | | |
| | | | / | | | |
| | | | 3 / | | | |
| | | | / | | | |

| | | | | | | |
|--|--|--|-------------|---|--|--|
| | | | 4 / | | | |
| | | | 5 / / | | | |
| | | | / | / | | |

| | | | | | | |
|--|--|--|---|---------------|--|--|
| | | | / | | | |
| | | | / | | | |
| | | | | 2015 04 27 | | |
| | | | / | | | |
| | | | / | | | |
| | | | / | | | |
| | | | / | | | |

| | | | | | | |
|--|--|--|---|--|--|--|
| | | | / | | | |
| | | | / | | | |
| | | | / | | | |
| | | | / | | | |
| | | | / | | | |
| | | | / | | | |
| | | | / | | | |



| | | | | | | |
|--|--|--|---|---|--|--|
| | | | / | | | |
| | | | / | | | |
| | | | / | | | |
| | | | 4 | / | | |
| | | | / | | | |



/



/

5

/

/

6



1


| | | | | | | |
|--|--|--|--|---------------|--|--|
| | | | | / | | |
| | | | | 2010 12 23 | | |

| | | | | | | |
|--|--|--|--|--|--|--|
| | | | | | | |
|--|--|--|--|--|--|--|

| | | | | | | |
|--|--|--|--|--|--|--|
| | | | | | | |
|--|--|--|--|--|--|--|

| | | | | | | |
|--|--|--|----------------|---------------|--------------|--|
| | | | | | | |
| | | | | 2010 12 23 | | |
| | | | | 2016 02 25 | | |
| | | | | 2016 10 31 | 2017 9 30 | |
| | | | 2015 6.3.11 | | | |

2019




| | | | | | | |
|--|--|--|--------------|---------------|----|--|
| | | | 2014 1 29 | | | |
| | | | 12 | 2016 09 26 | | |
| | | | 12 | 2018 04 19 | 12 | |

04014

2019

3 26



019



2019

2019

| | | | | | | |
|--|--|--|--|-----------|--|--|
| | | | | 134764 | | |
| | | | | 121,889.6 | | |
| | | | | 234,656.7 | | |
| | | | | 2 | | |
| | | | | 469,313.4 | | |
| | | | | 591,203 | | |

1

2

3

2016 2 5

2019

2016 11 10

150,000

519,929,330

519,779,330

2017 3 24

106

2017 4 24

2

25

6.8180643

65

247.8

2017 8 28

1

3.5

6.8180643

6.7680403

2018 4 20

9

88.20

6.7680403

2017

55

30%

208.50

2018 8 29

6.7680403

3.3640202

2018 10 26

2018 4 19

2017

2018 6 14

296.70

593.40

2018 10 26

<

>

<

>

2018 11 7 ,

2018 11 13

2018

2019 1 8

2019 4 23

2016 2 5

2016 2 5


2016 2 25

2016

2016 3 23

2019

| | | |
|------------|--|--|
| 2016 11 10 | | |
| 2017 3 24 | | |
| 2017 4 24 | | |
| 2017 8 28 | | |
| 2018 4 20 | | |
| 2018 8 29 | | |
| 2018 10 26 | | |
| 2018 11 7 | | |
| 2019 1 8 | | |
| 2019 4 25 | | |



0 288.4 100.0
 3 0% 4,000 0

0 224.4 12.78
 8 %

0 48 0.01% 1,500 0

0 23.85 0.01% 100 0

0 315 100.0% 5,100 0

0 1.92 0.01% 0 .0n

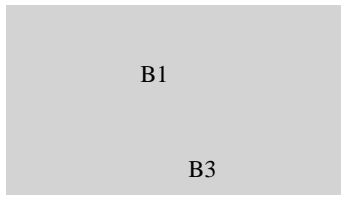
2019

| | | | | | | | | | | | | | |
|--|--|--|--|----|----|-------|---------|--------|----|--------|----|----|----|
| | | | | | | | | | | | | | |
| | | | | | 0 | 0.01 | 0.01% | 0 | | | 0 | | |
| | | | | | 0 | 50 | 100.00% | 600 | | | 0 | | |
| | | | | -- | -- | 957.5 | -- | 14,350 | -- | -- | -- | -- | -- |
| | | | | | | | | | | | | | |
| | | | | | (| 2019 | 4 | 25 | | 2019 | | | |
| | | | | | , | 2019 | | | | 1435 | | | |
| | | | | | | | | | | 967.50 | | | |
| | | | | | | | | | | | | | |



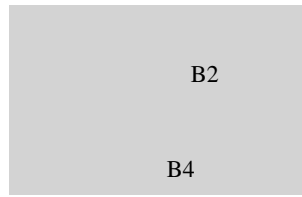
| | 2019 04 24 | 15,000 | 1 |
|--|---------------|--------|---|
| | 2019 04 24 | 10,000 | 1 |
| | 2019 04 24 | 10,000 | 1 |
| | 2019 04 24 | 10,000 | 1 |
| | 2019 04 24 | 10,000 | 1 |
| | 2019 04 24 | 10,000 | 1 |
| | 2019 04 24 | 20,000 | 1 |

2019



85,000

85,000



0

2019

| | | | | | | | | | | | | | | |
|--|--|--|------------------|--|--|--|--|--|--------|--|--|--|--|--|
| | | | 2018 09 29 | | | | | | 5,000 | | | | | |
| | | | 2018 10 31 | | | | | | 10,000 | | | | | |
| | | | 2018 08 30 | | | | | | 7,000 | | | | | |
| | | | 2019 03 21 | | | | | | 4,245 | | | | | |
| | | | 2019 01 08 | | | | | | 1,845 | | | | | |
| | | | 2019 03 19 | | | | | | 2,000 | | | | | |
| | | | 2019 03 27 | | | | | | 953 | | | | | |

2019

2017

12

28

646

3

GB12348-2008 2

4

1

1

“

”

1

5

GB 6297-1996

1

“ ”

91140700602052641X001P

2

“ ”

91140200602165291J001P

3

“ ”

14042127400022-0421

1

()

2

3

1

1

COD

2

1

COD

PH

3

1

COD

创业板上市公司 信息披露

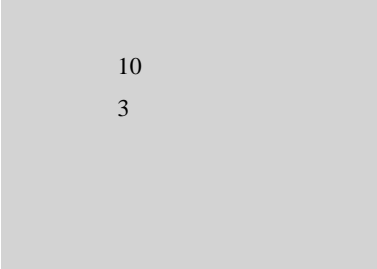
2019

| | | | | | | | |
|---|---------|--------|--|----------|----------|---------|--------|
| | | | | | | | |
| 3 | 182,375 | | | -5,024,4 | -5,024,4 | 177,350 | |
| | ,381 | 17.65% | | 11 | 11 | ,970 | 17.17% |
| | 182,375 | | | -5,024,4 | -5,024,4 | 177,350 | |
| | ,381 | 17.65% | | 11 | 11 | ,970 | 17.17% |
| | 152,126 | | | | | 152,126 | |
| | ,982 | 14.73% | | | | ,982 | 14.73% |
| | 30,248, | | | -5,024,4 | -5,024,4 | 25,223, | |
| | 399 | 2.92% | | 11 | 11 | 988 | 2.44% |
| | 850,679 | | | 5,024,41 | 5,024,41 | 855,703 | |
| | ,279 | 82.35% | | 1 | 1 | ,690 | 82.83% |
| 1 | 850,679 | | | 5,024,41 | 5,024,41 | 855,703 | |
| | ,279 | 82.35% | | 1 | 1 | ,690 | 82.83% |


2019

11 5,191 699 5,191

1.24% 12,81 5,202, 12,81
9,965 039 9,965



10
3



10

| | |
|-------------|-------------|
| 320,078,448 | 320,078,448 |
| 38,174,000 | 38,174,000 |
| 29,716,404 | 29,716,404 |
| 21,095,540 | 21,095,540 |
| 20,240,000 | 20,240,000 |
| 20,025,460 | 20,025,460 |

11



From 04.85.4

2019

| | | | | | | | | | |
|--|----|----|------------|---|-----------|------------|-----------|---|---|
| | | | 90,200 | 0 | 0 | 90,200 | 40,000 | 0 | 0 |
| | | | 175,000 | 0 | 0 | 175,000 | 160,000 | 0 | 0 |
| | | | 0 | 0 | 0 | 0 | 0 | 0 | 0 |
| | | | 0 | 0 | 0 | 0 | 0 | 0 | 0 |
| | -- | -- | 28,086,984 | 0 | 5,193,512 | 22,893,472 | 1,480,000 | 0 | 0 |

2018

2019 06 30

| | 2019 6 30 | 2018 12 31 |
|--|------------------|------------------|
| | | |
| | 723,398,154.90 | 728,140,594.99 |
| | | |
| | 1,501,000.00 | |
| | | 59,207,298.63 |
| | | |
| | 121,641,225.12 | 180,698,265.88 |
| | 1,214,081,857.72 | 1,203,687,108.35 |
| | | |
| | 192,307,347.01 | 133,976,294.74 |
| | | |
| | | |
| | 144,342,787.39 | 121,543,165.09 |
| | | |
| | | |

| | | |
|--|------------------|------------------|
| | | |
| | 601,717,045.87 | 572,884,751.39 |
| | | |
| | | |
| | 287,096,323.19 | 205,720,096.46 |
| | 3,286,085,741.20 | 3,205,857,575.53 |
| | | |
| | | |
| | | 1,747,559.14 |
| | | |
| | 3,610,126.87 | 4,731,089.54 |
| | | |
| | 3,747,559.14 | |
| | | |
| | 18,608,994.52 | 19,844,616.88 |
| | 993,222,005.81 | 1,035,825,558.03 |
| | 85,164,593.09 | 68,630,353.43 |
| | 1,645,387.23 | 1,645,387.23 |
| | | |
| | | |
| | 298,164,620.59 | 308,538,224.58 |
| | 101,807,008.00 | 84,158,183.13 |
| | 2,354,256,685.25 | 2,354,256,685.25 |
| | 33,424,484.40 | 35,132,291.45 |
| | 29,569,019.04 | 28,002,376.77 |
| | 95,311,914.29 | 64,168,441.20 |
| | 4,018,532,398.23 | 4,006,680,766.63 |
| | 7,304,618,139.43 | 7,212,538,342.16 |
| | | |
| | 312,500,000.00 | 392,500,000.00 |
| | | |

| | | |
|--|------------------|------------------|
| | | |
| | | |
| | | |
| | | |
| | 70,718,285.50 | 68,088,856.85 |
| | 403,965,275.82 | 283,629,219.80 |
| | 82,840,830.76 | 95,620,289.74 |
| | | |
| | | |
| | | |
| | | |
| | 28,863,961.79 | 37,436,005.59 |
| | 61,182,300.21 | 100,153,363.61 |
| | 461,786,225.60 | 447,593,683.68 |
| | 527,190.62 | 716,585.09 |
| | 13,503.25 | 13,503.25 |
| | | |
| | | |
| | | |
| | | |
| | 1,000,000.00 | 15,409,584.00 |
| | | |
| | 1,422,856,879.68 | 1,440,431,003.27 |
| | | |
| | | |
| | | |
| | | |
| | | |
| | | |
| | | |
| | 299,875,815.17 | 292,217,610.00 |
| | | |
| | 31,670,000.00 | 31,670,000.00 |

2019

| | | |
|--|------------------|------------------|
| | 85,841,491.08 | 81,950,976.23 |
| | 3,162,497.36 | 3,854,640.67 |
| | | |
| | 420,549,803.61 | 409,693,226.90 |
| | 1,843,406,683.29 | 1,850,124,230.17 |
| | | |
| | 1,027,494,660.00 | 1,027,494,660.00 |
| | | |
| | | |
| | 3,762,314,237.72 | 3,762,314,237.72 |
| | | |
| | | |
| | 102,560,896.38 | 102,560,896.38 |
| | | |
| | 570,780,796.23 | 464,417,871.99 |
| | 5,463,150,590.33 | 5,356,787,666.09 |
| | -1,939,134.19 | 5,626,445.90 |
| | 5,461,211,456.14 | 5,362,414,111.99 |
| | 7,304,618,139.43 | 7,212,538,342.16 |

| | 2019 6 30 | 2018 12 31 |
|--|----------------|----------------|
| | | |
| | 257,627,256.96 | 261,018,007.90 |
| | 1,501,000.00 | |
| | | 55,200,000.00 |
| | | |
| | 75,187,258.70 | 56,636,038.06 |
| | 278,894,213.71 | 288,434,867.62 |

2019

| | | |
|--|------------------|------------------|
| | 76,111,886.69 | 69,891,195.95 |
| | 1,373,947,683.93 | 1,267,760,397.88 |
| | 34,844,451.88 | 40,262,535.24 |
| | 237,660,547.67 | 80,100,000.00 |
| | 2,335,779,499.54 | 2,119,309,771.65 |
| | | 747,559.14 |
| | 3,597,274,337.65 | 3,594,074,337.65 |
| | 216,652,942.26 | 228,337,445.85 |
| | 16,060,510.84 | 16,060,510.84 |
| | 93,911,431.62 | 96,390,894.06 |
| | 99,284,243.82 | 84,997,64- |

| | | |
|--|------------------|------------------|
| | | |
| | 312,500,000.00 | 381,000,000.00 |
| | | |
| | | |
| | 66,180,000.00 | 61,585,456.85 |
| | 17,669,120.15 | 20,726,315.45 |
| | 9,067,101.99 | 13,184,485.86 |
| | | |
| | 15,300,684.56 | 24,662,535.38 |
| | 9,460,425.75 | 1,069,693.70 |
| | 961,665,430.33 | 692,754,753.02 |
| | | |
| | | |
| | | 8,000,000.00 |
| | | |
| | 1,391,842,762.78 | 1,202,983,240.26 |
| | | |
| | | |
| | | |
| | | |
| | 27,631,800.00 | 19,467,600.00 |
| | | |
| | 16,581,461.47 | 10,783,255.85 |
| | | |
| | 44,213,261.47 | 30,250,855.85 |
| | 1,436,056,024.25 | 1,233,234,096.11 |
| | | |

2019

| | | |
|--|------------------|------------------|
| | 1,027,494,660.00 | 1,027,494,660.00 |
| | | |
| | | |
| | 3,761,766,958.52 | 3,761,766,958.52 |
| | | |
| | | |
| | 84,251,706.61 | 84,251,706.61 |
| | 106,867,170.07 | 75,358,611.88 |
| | 4,980,380,495.20 | 4,948,871,937.01 |
| | 6,416,436,519.45 | 6,182,106,033.12 |

| | 2019 | 2018 |
|--|------------------|------------------|
| | 1,972,504,956.78 | 1,620,119,627.85 |
| | 1,972,504,956.78 | 1,620,119,627.85 |
| | | |
| | 1,857,252,186.12 | 1,528,214,077.57 |
| | 701,030,831.10 | 584,900,568.87 |
| | | |
| | | |

2019



44,523,560.76

33,478,064.86

10,868,494.98

11,834,577.48

12,960,199.36

12,96-54.98

3.44.50


2019

| | | |
|----|----------------|---------------|
| 1. | 106,362,924.24 | 92,331,898.02 |
| 2. | -7,565,580.09 | -4,501,645.99 |
| | | |
| 1. | | |
| 2. | | |
| 3. | | |
| 4. | | |
| 5. | | |
| | | |
| 1. | | |
| 2. | | |
| 3. | | |
| | | |
| 4. | | |
| 5. | | |
| 6. | | |

| | | |
|--|---------------|---------------|
| | -1,565,580.09 | -4,501,641.09 |
| | 0.1035 | 0.0891 |
| | 0.1035 | 0.0891 |

| | 2019 | 2018 |
|--|----------------|----------------|
| | 392,894,120.23 | 181,610,573.35 |
| | 35,989,231.80 | |

| | | |
|------|---------------|----------------|
| " _" | | -7,068.00 |
| " " | 30,488,987.56 | -11,648,096.53 |
| | 13,863.15 | |
| | 250,000.35 | 638,365.56 |
| " " | 30,252,850.36 | -12,286,462.09 |
| | -1,255,707.83 | 3,627,422.50 |
| " " | 31,508,558.19 | -15,913,884.59 |
| " " | 31,508,558.19 | -15,913,884.59 |
| " " | | |
| | | |
| 1. | | |
| 2. | | |
| 3. | | |
| 4. | | |
| 5. | | |
| | | |
| 1. | | |
| 2. | | |
| 3. | | |
| 4. | | |
| 5. | | |




၁၁ ၅



၇၇

a b

2019



746,374,971.82

819,507,647.72

2019

| | | |
|--|------------------|----------------|
| | 2,058,592,880.82 | 929,566,306.23 |
| | -55,723,848.55 | 66,604,282.00 |
| | | |
| | 42,500,000.00 | 174,450,000.00 |
| | 30,238,006.16 | 36,710,447.28 |
| | 72,738,006.16 | 211,160,447.28 |
| | 123,060,000.00 | 162,630,753.61 |
| | 12,960,199.36 | 36,383,674.46 |
| | 54,277,277.73 | 43,071,685.09 |
| | 190,297,477.09 | 242,086,113.16 |

2019

| | | |
|--|----------------|----------------|
| | 648,472,048.95 | 276,232,692.22 |
| | 24,285,660.85 | 98,835,231.51 |
| | 89,344,212.72 | 81,965,577.78 |
| | 34,175,691.55 | 55,437,622.30 |
| | 234,719,231.46 | 137,996,762.85 |
| | 382,524,796.58 | 374,235,194.44 |
| | 265,947,252.37 | -98,002,502.22 |
| | | |

2019

| | | |
|---|-----------------|----------------|
| | 111,000,000.00 | 120,000,000.00 |
| | 18,637,895.67 | 32,975,337.35 |
| | 54,277,277.73 | 31,900,355.60 |
| | 183,915,173.40 | 184,875,692.95 |
| | -111,177,167.24 | -6,194,004.63 |
| | 19,290,786.77 | -14,656,874.27 |
| | 204,224,997.72 | 178,282,846.09 |
| " | 223,515,784.49 | 163,625,971.82 |

ИП

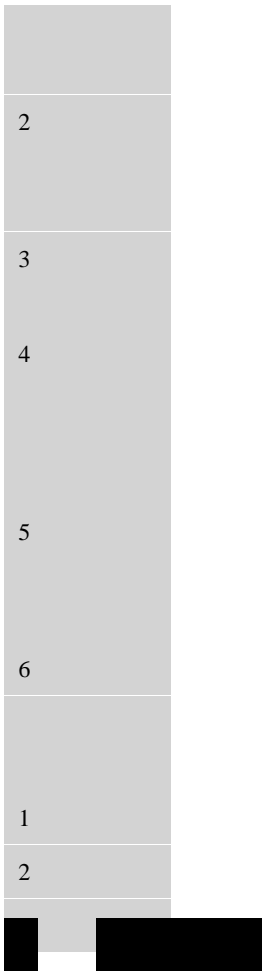
р

с ..

и

130

2019




1002

1111

| | | | | | | | | | | | | | | |
|-----|-----|--|--|-------|------|--|--|------|------|------|-------|-------|--|--|
| | | | | | | | | | | | | | | |
| | | | | | | | | | | | | | | |
| | | | | | | | | | | | | | | |
| | | | | | | | | | | | | | | |
| | 517 | | | 4,31 | 22,2 | | | 102, | 632, | 5,54 | 16,52 | 5,557 | | |
| | ,03 | | | 1,29 | 26,2 | | | 970, | 168, | 1,23 | 4,101 | ,759, | | |
| | 1,3 | | | 1,85 | 44.3 | | | 412. | 398. | 5,75 | .98 | 856.9 | | |
| | 30. | | | 7.76 | 5 | | | 84 | 69 | 4.94 | | 2 | | |
| | 00 | | | | | | | | | | | | | |
| | 519 | | | -513 | | | | | 71,5 | 77,7 | -4,50 | 73,25 | | |
| | ,49 | | | ,289, | | | | | 52,1 | 56,8 | 1,645 | 5,173 | | |
| " " | 4,3 | | | 635. | | | | | 24.8 | 19.3 | .99 | .35 | | |
| | 30. | | | 48 | | | | | 2 | 4 | | | | |
| | 00 | | | | | | | | | | | | | |
| | | | | | | | | | 92,3 | 92,3 | -4,50 | 87,83 | | |
| | | | | | | | | | 31,8 | 31,8 | 1,645 | 0,252 | | |
| | | | | | | | | | 98.0 | 98.0 | .99 | .03 | | |
| | | | | | | | | | 2 | 2 | | | | |
| 1 | | | | | | | | | | | | | | |
| 2 | | | | | | | | | | | | | | |
| 3 | | | | | | | | | | | | | | |
| 4 | | | | | | | | | | | | | | |
| | | | | | | | | | -20, | -20, | | -20,7 | | |
| | | | | | | | | | 779, | 779, | | 79,77 | | |
| | | | | | | | | | 773. | 773. | | 3.20 | | |
| | | | | | | | | | 20 | 20 | | | | |
| 1 | | | | | | | | | | | | | | |

| | | | | |
|---|------------|-----------------|----------------|----------------|
| 2 | | | | |
| 3 | | | -20,779,773.20 | -20,779,773.20 |
| 4 | | | | 930 |
| 1 | 04 | | | |
| 2 | | | | |
| 3 | | | | |
| 4 | | | | |
| 5 | | | | |
| 6 | | | | |
| 1 | | | | |
| 2 | | | | |
| | 519,433.00 | -513,289,635.48 | 6,204,694.52 | 6,204,694.52 |



2019


| | | | | | | | | | | | | | | | |
|--|-----|--|--|--|--|--|--|--|--|--|--|--|--|--|--|
| | 0.0 | | | | | | | | | | | | | | |
| | 0 | | | | | | | | | | | | | | |

| 2019 | | | | | | |
|------|-------|--|--------|--|--------|----------|
| | 1,027 | | | | | |
| | ,494, | | 3,761, | | 84,251 | 75,3 |
| | 660.0 | | 766,95 | | ,706.6 | 58,61 |
| | 0 | | 8.52 | | 1 | 1.88 |
| | | | | | | 4,948,87 |
| | | | | | | 1,937.01 |

| | | | | | | | | | | | | |
|---|------------------|--|--|--|------------------|--|--|--|---------------|----------------|--|------------------|
| 3 | | | | | | | | | | | | |
| 4 | | | | | | | | | | | | |
| | | | | | | | | | | | | |
| 1 | | | | | | | | | | | | |
| 2 | | | | | | | | | | | | |
| 3 | | | | | | | | | | | | |
| | | | | | | | | | | | | |
| 1 | | | | | | | | | | | | |
| 2 | | | | | | | | | | | | |
| 3 | | | | | | | | | | | | |
| 4 | | | | | | | | | | | | |
| 5 | | | | | | | | | | | | |
| 6 | | | | | | | | | | | | |
| | | | | | | | | | | | | |
| 1 | | | | | | | | | | | | |
| 2 | | | | | | | | | | | | |
| | | | | | | | | | | | | |
| | 1,027,494,660.00 | | | | 3,761,766,958.52 | | | | 84,251,706.61 | 106,867,170.07 | | 4,980,380,495.20 |

| | 2018 | | | | | | | | | | | |
|-----|----------------------------|--|--|--|--------------------------|-----------------------|--|--|--|-----------------------|------------------------|----------------------|
| | | | | | | | | | | | | |
| | | | | | | | | | | | | |
| | 517, 031, 330. 00 | | | | 4,310, 744,5 78.56 | 22,22 6,244. 35 | | | | 84,25 1,706 .61 | 221,32 2,981.0 8 | 5,111,124 ,351.90 |
| | | | | | | | | | | | | |
| | | | | | | | | | | | | |
| | | | | | | | | | | | | |
| | 517, 031, 330. 00 | | | | 4,310, 744,5 78.56 | 22,22 6,244. 35 | | | | 84,25 1,706 .61 | 221,32 2,981.0 8 | 5,111,124 ,351.90 |
| " " | 519, 494, 330. 00 | | | | -513,2 89,63 5.48 | | | | | | -36,693 ,657.79 | -30,488,9 63.27 |
| | | | | | | | | | | | -15,913 ,884.59 | -15,913,8 84.59 |
| | | | | | | | | | | | | |
| 1 | | | | | | | | | | | | |
| 2 | | | | | | | | | | | | |
| 3 | | | | | | | | | | | | |
| 4 | | | | | | | | | | | | |
| | | | | | | | | | | | -20,779 | -20,779,7 |

2019




,773.20

73.20

-20,779

-20,779,74

,773.20



124

2019



1

2019

293,450,094.00 18,631,752 76,063,491.00
520,209,330.00

280,000.00 280,000 6.8180643 /
519,929,330.00
2016 11 10

150,000 6.8180643 /
519,779,330.00

2019

12

“

”

1 1 12 31

12

1

2019

1

2

3

4

1

2

3

4

2019



1

2

“ ”

” “ ”

” “ ”

“ ”

“ ”

“ ”

“ ”

1

2

“ ”

“ ”

1

2

1

2

3

4

5

6

3

2019

>

2019

| | | | |
|-----|--------|--------|--------|
| 2 3 | 30.00 | 30.00 | 30.00 |
| 3 4 | 50.00 | 50.00 | 50.00 |
| 4 5 | 80.00 | 80.00 | 80.00 |
| 5 | 100.00 | 100.00 | 100.00 |

3

| | |
|--|--|
| | |
| | |

1

À

2019

93

4

1

1
2

3

“

”

8 —

2

2019

2019

2019

22

—

22 —

22 —

“

LOANWES

3

1

2

3

1

2

3

3

4

1

2

2019

| | | | |
|--|----|---|-------|
| | | % | % |
| | 10 | | 10.00 |

1

1

2

2019

1

2

3

4

5

1

2

1

2

1

2

1

2

1

2

3

2

3

1

1

2

3

1

2

3

4

1

2

2019

2019

283,629,219.80
2 “ ” “ ” “ ”

| | | | |
|--|------------------|------------------|---------------|
| | | | |
| | 205,720,096.46 | 205,720,096.46 | |
| | 3,205,857,575.53 | 3,205,857,575.53 | |
| | | | |
| | | | |
| | 1,747,559.14 | | -1,747,559.14 |
| | | | |
| | | | |
| | 4,731,089.54 | 4,731,089.54 | |
| | | | |
| | | 1,747,559.14 | 1,747,559.14 |
| | | | |
| | 19,844,616.88 | 19,844,616.88 | |
| | 1,035,825,558.03 | 1,035,825,558.03 | |
| | 68,630,353.43 | 68,630,353.43 | |
| | 1,645,387.23 | 1,645,387.23 | |
| | | | |
| | | | |
| | 308,538,224.58 | 308,538,224.58 | |
| | 84,158,183.13 | 84,158,183.13 | |
| | 2,354,256,685.25 | 2,354,256,685.25 | |
| | 35,132,291.45 | 35,132,291.45 | |
| | 28,002,376.77 | 28,002,376.77 | |
| | 64,168,441.20 | 64,168,441.20 | |
| | 4,006,680,766.63 | 4,006,680,766.63 | |
| | 7,212,538,342.16 | 7,212,538,342.16 | |
| | | | |
| | 392,500,000.00 | 392,500,000.00 | |
| | | | |
| | | | |
| | | | |
| | | | |

| | | | |
|--|------------------|------------------|--|
| | | | |
| | 68,088,856.85 | 68,088,856.85 | |
| | 283,629,219.80 | 283,629,219.80 | |
| | 95,620,289.74 | 95,620,289.74 | |
| | | | |
| | | | |
| | | | |
| | | | |
| | 37,436,005.59 | 37,436,005.59 | |
| | 100,153,363.61 | 100,153,363.61 | |
| | 447,593,683.68 | 447,593,683.68 | |
| | 716,585.09 | 716,585.09 | |
| | 13,503.25 | 13,503.25 | |
| | | | |
| | | | |
| | | | |
| | 15,409,584.00 | 15,409,584.00 | |
| | | | |
| | 1,440,431,003.27 | 1,440,431,003.27 | |
| | | | |
| | | | |
| | | | |
| | | | |
| | | | |
| | | | |
| | | | |
| | 292,217,610.00 | 292,217,610.00 | |
| | | | |
| | 31,670,000.00 | 31,670,000.00 | |
| | 81,950,976.23 | 81,950,976.23 | |
| | 3,854,640.67 | 3,854,640.67 | |
| | | | |

2019

| | | | |
|--|------------------|------------------|--|
| | 409,693,226.90 | 409,693,226.90 | |
| | 1,850,124,230.17 | 1,850,124,230.17 | |
| | | | |
| | 1,027,494,660.00 | 1,027,494,660.00 | |
| | | | |
| | | | |
| | 3,762,314,237.72 | 3,762,314,237.72 | |
| | | | |
| | | | |
| | 102,560,896.38 | 102,560,896.38 | |
| | | | |
| | 464,417,871.99 | 464,417,871.99 | |
| | 5,356,787,666.09 | 5,356,787,666.09 | |
| | 5,626,445.90 | 5,626,445.90 | |
| | 5,362,414,111.99 | 5,362,414,111.99 | |
| | 7,212,538,342.16 | 7,212,538,342.16 | |

| | 2018 12 31 | 2019 01 01 | |
|--|------------------|------------------|----------------|
| | | | |
| | 261,018,007.90 | 261,018,007.90 | |
| | | 55,200,000.00 | 55,200,000.00 |
| | 55,200,000.00 | | -55,200,000.00 |
| | | | |
| | 56,636,038.06 | 56,636,038.06 | |
| | 288,434,867.62 | 288,434,867.62 | |
| | | | |
| | 69,897,924.95 | 69,897,924.95 | |
| | 1,267,760,397.88 | 1,267,760,397.88 | |

2019

| | | | |
|--|------------------|------------------|-------------|
| | | | |
| | 40,262,535.24 | 40,262,535.24 | |
| | | | |
| | 80,100,000.00 | 80,100,000.00 | |
| | 2,119,309,771.65 | 2,119,309,771.65 | |
| | | | |
| | 747,559.14 | | -747,559.14 |
| | | | |
| | 3,594,074,337.65 | 3,594,074,337.65 | |
| | | 747,559.14 | 747,559.14 |
| | | | |
| | 228,337,445.85 | 228,337,445.85 | |
| | 16,060,510.84 | 16,060,510.84 | |
| | | | |
| | | | |

2019

| | | | |
|--|------------------|------------------|--|
| | | | |
| | | | |
| | | | |
| | 3,761,766,958.52 | 3,761,766,958.52 | |
| | | | |
| | | | |
| | 84,251,706.61 | 84,251,706.61 | |
| | 75,358,611.88 | 75,358,611.88 | |
| | 48,871,937.01 | 4,948,871,937.01 | |
| | 6,182,106,033.12 | 6,182,106,033.12 | |

| | | |
|--|--------------|---------------|
| | | |
| | 1,501,000.00 | 59,207,298.63 |
| | | |
| | | |
| | 1,501,000.00 | 59,207,298.63 |
| | 1,501,000.00 | 59,207,298.63 |

| | | |
|--|--|--|
| | | |
|--|--|--|

| | | |
|--|----------------|----------------|
| | | |
| | 121,641,225.12 | 180,698,265.88 |
| | 121,641,225.12 | 180,698,265.88 |

| | | | | | | | | | | |
|--|--|--|--|--|--|--|--|--|--|--|
| | | | | | | | | | | |
| | | | | | | | | | | |
| | | | | | | | | | | |
| | | | | | | | | | | |
| | | | | | | | | | | |

| | | | | |
|--|--|--|--|--|
| | | | | |
| | | | | |

| | | | |
|--|--|--|--|
| | | | |
| | | | |

| | | | | | |
|--|--|--|--|--|--|
| | | | | | |
| | | | | | |

| | |
|--|--|
| | |
|--|--|

| | | |
|--|--|----------------|
| | | |
| | | 416,973,924.96 |
| | | 416,973,924.96 |

| | |
|--|--|
| | |
|--|--|

| | |
|--|--|
| | |
|--|--|

| | | | | | | | | | | |
|--|--|--|--|--|--|--|--|--|--|--|
| | | | | | | | | | | |
|--|--|--|--|--|--|--|--|--|--|--|

| | | | | | | | | | | |
|--|------------------|---------|----------------|--------|------------------|------------------|---------|----------------|--------|------------------|
| | | | | | | | | | | |
| | | | | | | | | | | |
| | | | | | | | | | | |
| | | | | | | | | | | |
| | | | | | | | | | | |
| | | | | | | | | | | |
| | 1,406,090,233.25 | 100.00% | 192,008,375.53 | 13.66% | 1,214,081,857.72 | 1,380,588,683.03 | 100.00% | 176,901,574.68 | 12.81% | 1,203,687,108.35 |
| | | | | | | | | | | |
| | 1,406,090,233.25 | 100.00% | 192,008,375.53 | 13.66% | 1,214,081,857.72 | 1,380,588,683.03 | 100.00% | 176,901,574.68 | 12.81% | 1,203,687,108.35 |

| | | | | |
|--|--|--|--|--|
| | | | | |
| | | | | |

192,008,375.53

| | | | | |
|--|--|--|--|--|
| | | | | |
|--|--|--|--|--|

2019

| | | | |
|--|--|--|--|
| | | | |
| | | | |

| | | | |
|---|---|--|----------------|
| | | | |
| 1 | 1 | | 949,848,168.73 |
| 1 | | | |

| | | | | | |
|--|--|--|--|--|--|
| | | | | | |
|--|--|--|--|--|--|

| | | | | | | |
|--|--|----------------|---------------|---|-----|-------|
| | | | | | | |
| | | 131,432,075.87 | 7,539,311.40 | 5 | 5 | 9.34 |
| | | 52,677,968.28 | 3,238,868.05 | 5 | 5 | 3.75 |
| | | 30,057,304.10 | 1,564,187.40 | 1 | 1-2 | 2.14 |
| | | 21,961,997.37 | 1,843,351.21 | 5 | 5 | 1.56 |
| | | 14,498,310.00 | 1,449,831.00 | | 1-2 | 1.03 |
| | | 250,627,655.62 | 15,635,549.06 | | | 17.82 |

| | | |
|--|--|--|
| | | |
|--|--|--|

| | | | | |
|-----|----------------|--------|---------------|--------|
| | | | | |
| | | | | |
| 1 | 153,620,672.78 | 79.88% | 79,725,892.76 | 59.52% |
| 1 2 | 16,168,420.50 | 8.41% | 45,812,880.09 | 34.19% |

2019

| | | | | | |
|---|---|----------------|-------|----------------|-------|
| 2 | 3 | 17,334,279.40 | 9.01% | 3,621,350.33 | 2.70% |
| 3 | | 5,183,974.33 | 2.70% | 4,816,171.56 | 3.59% |
| | | 192,307,347.01 | -- | 133,976,294.74 | -- |

1

| | | | % |
|--|---------------|---|-------|
| | 8,050,500.00 | 1 | 4.17 |
| | 6,510,000.00 | 1 | 3.39 |
| | 6,116,436.51 | 1 | 3.18 |
| | 5,164,191.95 | 1 | 2.69 |
| | 4,609,863.50 | 1 | 2.40 |
| | 30,450,991.96 | — | 15.83 |



1

| | | |
|-----|--|--|
| () | | |
|-----|--|--|

2

1

| | | | | |
|-----|--|--|--|--|
| () | | | | |
|-----|--|--|--|--|

3

1

| | | |
|--|----------------|----------------|
| | | |
| | 166,765,797.86 | 142,528,818.88 |
| | 13,837,497.63 | 11,718,396.00 |
| | 367,403.50 | 6,268.00 |
| | 180,970,698.99 | 154,253,482.88 |

2

| | | | | |
|-----------|---------------|-----|-----|---------------|
| | | | | |
| | 12 | () | () | |
| 2019 1 1 | 32,710,317.79 | | | 32,710,317.79 |
| 2019 1 1 | --- | --- | --- | --- |
| | 3,917,593.81 | | | 3,917,593.81 |
| 2019 6 30 | 36,627,911.60 | | | 36,627,911.60 |

| | |
|-----|---------------|
| | |
| 1 1 | 97,780,254.75 |

2019

| | | | | |
|--|--------------|---|-------|------------|
| | | | | |
| | 6,416,630.70 | 1 | 3.54% | 320,831.54 |
| | 5,500,000.00 | 1 | 3.04% | 275,000.00 |

1 ---

5 ---

| | 130,189.67 | | | | | 130,189.67 |
|--|---------------|--|--|-----------|--|---------------|
| | 12,560,135.88 | | | 20,921.82 | | 12,539,214.06 |
| | 12,690,325.55 | | | 20,921.82 | | 12,669,403.73 |



| | |
|--|--|
| | |
|--|--|

| | |
|--|--|
| | |
|--|--|



2019

| | | | | | | |
|--|--|--|--|--|--|--|
| | | | | | | |
|--|--|--|--|--|--|--|

| | | |
|--|--|--|
| | | |
|--|--|--|

/

| | |
|--|--|
| | |
|--|--|

| | | |
|--|----------------|----------------|
| | | |
| | 18,671,932.92 | 3,283,875.61 |
| | 19,672,584.58 | 26,544,814.74 |
| | 248,240,000.00 | 175,600,000.00 |
| | 511,805.69 | 291,406.11 |
| | 287,096,323.19 | 205,720,096.46 |

| | | | | | |
|--|--|--|--|--|--|
| | | | | | |
|--|--|--|--|--|--|

| | | | | | |
|--|--|--|--|--|--|
| | | | | | |
| | | | | | |

| | |
|--|--|
| | |
|--|--|

2019

| | | | | |
|----------|-----|-----|-----|-----|
| | 12 | () | () | |
| 2019 1 1 | --- | --- | --- | --- |

| | | | | | | | | |
|--|--|--|--|--|--|--|--|--|
| | | | | | | | | |
|--|--|--|--|--|--|--|--|--|

| | | | | | | | | |
|--|--|--|--|--|--|--|--|--|
| | | | | | | | | |
| | | | | | | | | |

| | | | | |
|----------|-----|-----|-----|-----|
| | 12 | () | () | |
| 2019 1 1 | --- | --- | --- | --- |

| | | | | | | | |
|--|--------------|--------------|--------------|--------------|------------|--------------|--|
| | | | | | | | |
| | | | | | | | |
| | 5,692,834.30 | 2,082,707.43 | 3,610,126.87 | 5,725,751.80 | 994,662.26 | 4,731,089.54 | |

2019

| | | |
|--|--------------|--------------|
| | 2,000,000.00 | |
| | 3,747,559.14 | 1,747,559.14 |

| | | | | | | |
|--|--|--|--|--|--|--|
| | | | | | | |
|--|--|--|--|--|--|--|

| | | |
|--|--|--|
| | | |
|--|--|--|

| | | | |
|----|---------------|--------------|---------------|
| | | | |
| | | | |
| 1. | 51,195,556.32 | 8,355,511.00 | 59,551,067.32 |
| 2. | | | |
| 1 | | | |

| |
|----|
| 1. |
| 2. |
| 1 |

36,999,775.58
1,151,900.16
1,151,900.16

2,706,674.86
83,722.20
83,722.20

39,706,450.44
1,235,622.36
1,235,622.36

| |
|----|
| 3. |
| 1 |
| 2 |

| |
|----|
| 4. |
| 1. |
| 2. |
| 1 |

38,151,675.74

2,790,397.06

40,942,072.80

| |
|---|
| 3 |
| 1 |



| | | |
|--|----------------|------------------|
| | | |
| | 993,222,005.81 | 1,035,825,558.03 |
| | 993,222,005.81 | 1,035,825,558.03 |

| | | | | | |
|----|----------------|----------------|---------------|---------------|------------------|
| | | | | | |
| 1. | 939,621,038.73 | 546,047,913.57 | 49,259,147.38 | 67,013,419.84 | 1,601,941,519.52 |
| 2. | 1,246,877.65 | -305,301.19 | -401,592.47 | 1,426,202.11 | 1,966,186.10 |
| 1 | 382,030.38 | -418,404.62 | -401,592.47 | 1,426,202.11 | 988,235.40 |
| 2 | 864,847.27 | 113,103.43 | | | 977,950.70 |
| 3 | | | | | |
| | | | | | |

2019

| | | | | | |
|----|----------------|----------------|---------------|---------------|------------------|
| | | | | | |
| 4. | 242,621,075.18 | 292,994,535.49 | 31,959,382.32 | 40,388,680.41 | 607,963,673.40 |
| | | | | | |
| 1. | | 2,542,248.75 | | 9,663.45 | 2,551,912.20 |
| 2. | | | | | |
| 1 | | | | | |
| | | | | | |
| 3. | | | | | |
| 1 | | | | | |
| | | | | | |
| 4. | | 2,542,248.75 | | 9,663.45 | 2,551,912.20 |
| | | | | | |
| 1. | 698,246,841.20 | 250,205,528.14 | 16,728,358.38 | 28,041,278.09 | 993,222,005.81 |
| 2. | 714,708,297.75 | 272,133,626.80 | 18,820,271.76 | 30,163,361.72 | 1,035,825,558.03 |

| | | | | | |
|--|---------------|---------------|--|---------------|--|
| | | | | | |
| | 5,993,727.95 | 1,600,832.84 | | 4,392,895.11 | |
| | 42,993,065.85 | 17,217,901.97 | | 25,775,163.88 | |

| | | | | |
|--|--|--|--|--|
| | | | | |
|--|--|--|--|--|

| | | | | |
|--|--|--|--|--|
| | | | | |
|--|--|--|--|--|

2019

| | | |
|--|----------------|--|
| | | |
| | 454,537,590.96 | |

50

2019

3.2

| | | | |
|---------------|---------------|---------------|---------------|
| 53,065,510.05 | 53,065,510.05 | 53,123,848.38 | 53,123,848.38 |
| 7,315,516.93 | 7,315,516.93 | 950,136.98 | 950,136.98 |
| 24,783,566.11 | 24,783,566.11 | 14,556,368.07 | 14,556,368.07 |
| 85,164,593.09 | 85,164,593.09 | 68,630,353.43 | 68,630,353.43 |

| | | | | | | |
|--|--|--|--|--|--|--|
| | | | | | | |
| | | | | | | |

| | | | |
|-----|--------------|--|--------------|
| | | | |
| | | | |
| | | | |
| 1. | 1,645,387.23 | | 1,645,387.23 |
| 2. | | | |
| (1) | | | |
| (2) | | | |
| 3. | | | |
| (1) | | | |
| (2) | | | |
| 4. | 1,645,387.23 | | 1,645,387.23 |
| 1. | | | |
| 2. | | | |
| (1) | | | |
| 3. | | | |
| (1) | | | |

| | | | | | |
|-----|--------------|--|--|--|--------------|
| (2) | | | | | |
| | | | | | |
| 4. | | | | | |
| | | | | | |
| 1. | | | | | |
| 2. | | | | | |
| (1) | | | | | |
| | | | | | |
| 3. | | | | | |
| (1) | | | | | |
| (2) | | | | | |
| | | | | | |
| 4. | | | | | |
| | | | | | |
| 1. | 1,645,387.23 | | | | 1,645,387.23 |
| 2. | 1,645,387.23 | | | | 1,645,387.23 |

| | | |
|--|--|--|
| | | |
|--|--|--|

| | | | | | | |
|----|----------------|---------------|---------------|--------------|---------------|----------------|
| | | | | | | |
| | | | | | | |
| 1. | 288,111,737.09 | 31,427,414.00 | 59,877,444.73 | 8,194,992.57 | 36,918,662.22 | 424,530,250.61 |
| 2. | 1,193,072.80 | | | | | 1,193,072.80 |
| 1 | 1,193,072.80 | | | | | 1,193,072.80 |
| 2 | | | | | | |
| 3 | | | | | | |
| | | | | | | |
| 3. | | | | | | |
| 1 | | | | | | |
| | | | | | | |
| 4. | 289,304,809.89 | 31,427,414.00 | 59,877,444.73 | 8,194,992.57 | 36,918,662.22 | 425,723,323.41 |
| | | | | | | |
| 1. | 47,974,611.66 | 22,428,564.45 | 26,505,098.69 | 3,742,567.90 | 15,341,183.33 | 115,992,026.03 |
| 2. | 3,536,486.44 | 2,038,635.90 | 3,479,665.68 | 393,449.13 | 2,118,439.65 | 11,566,676.80 |
| 1 | 3,536,486.44 | 2,038,635.90 | 3,479,665.68 | 393,449.13 | 2,118,439.65 | 11,566,676.80 |
| | | | | | | |
| 3. | | | | | | |
| 1 | | | | | | |
| | | | | | | |

2019

| | | | | | | |
|----|-------------------|---------------|---------------|--------------|---------------|--------------|
| 4. | 51,511,098.10 | 24,467,200.35 | 29,984,764.37 | 4,136,017.03 | 17,459,622.98 | 1,275,587.00 |
| 1. | | | | | | |
| 2. | | | | | | |
| 1 | | | | | | |
| 3. | | | | | | |
| 1 | | | | | | |
| 4. | | | | | | |
| 1. | 237,706,581.7837! | (2 m" | | | | |

| | | | | | | | | |
|--|-------------------|------------|------------------|--|--|--|--|-------------------|
| | | | | | | | | |
| | 600,730.00 | | | | | | | 600,730.00 |
| | 661,487.67 | | | | | | | 661,487.67 |
| | 1,000,000. 00 | | | | | | | 1,000,000. 00 |
| | 9,219,749. 46 | | | | | | | 9,219,749. 46 |
| | 3,141,789. 91 | 1,338.00 | 1,429,239. 52 | | | | | 4,572,367. 43 |
| | 5,135,038. 14 | 40,901.14 | | | | | | 5,175,939. 28 |
| | 22,466,139 .96 | 390,625.13 | 365.15 | | | | | 22,857,130 .24 |
| | 2,096,523. 54 | 700.53 | | | | | | 2,097,224. 07 |
| | 2,515,310. 42 | 44,325.23 | 1,660,333. 09 | | | | | 4,219,968. 74 |
| | 3,439,448. 32 | 29,583.48 | 596,793.64 | | | | | 4,065,825. 44 |
| | 3,435,651. 29 | 98,881.95 | | | | | | 3,534,533. 24 |
| | 3,332,576. 79 | 28,001.81 | 489,056.93 | | | | | 3,849,635. 53 |
| | 15,359,380 .01 | 413,615.60 | 28,301.89 | | | | | 15,801,297 .50 |
| | 1,550,000. 00 | 8,434.15 | | | | | | 1,558,434. 15 |

| | | | | | | | | |
|---------------------|---------------|--------------|---------------|--|--|--|--|----------------|
| | 200,532.48 | 55,749.78 | | | | | | 256,282.26 |
| | 1,396,278.06 | 18,399.42 | | | | | | 1,414,677.48 |
| | 900,000.00 | | | | | | | 900,000.00 |
| | 5,707,547.08 | | | | | | | 5,707,547.08 |
| PI3K IMM-H012 | 2,000,000.00 | 70,754.72 | 8,914,150.94 | | | | | 10,984,905.66 |
| WYS1 WYS2 WY1 | | | 3,329,272.77 | | | | | 3,329,272.77 |
| | 84,158,183.13 | 1,201,310.94 | 16,447,513.93 | | | | | 101,807,008.00 |

| | | | | | | | | |
|--|--------------|--------------|--|--|---------------|---------|--|---|
| | | | | | | | | |
| | 600,730.00 | | | | 600,730.00 | 2009.12 | | 1 |
| | 661,487.67 | | | | 661,487.67 | 2009.12 | | 2 |
| | 1,000,000.00 | | | | 1,000,000.00 | 2009.12 | | 3 |
| | 9,219,749.46 | | | | 9,219,749.46 | 2014.08 | | 4 |
| | 3,141,789.91 | 1,430,577.52 | | | 4,572,367.43 | 2014.05 | | 5 |
| | 5,135,038.14 | 40,901.14 | | | 5,175,939.28 | 2015.05 | | 6 |
| | 22,466,139.9 | 390,990.28 | | | 22,857,130.28 | 2015.12 | | 7 |

2019

| | 6 | | 24 | | |
|-----------|--------------|--------------|-------------|---------|----|
| | 2,096,523.54 | 700.53 | 2,097,224.0 | 2015.9 | 8 |
| | | | 7 | | |
| | 2,515,310.42 | 1,704,658.32 | 4,219,968.7 | 2016.6 | 9 |
| | | | 4 | | |
| | 3,439,448.32 | 626,377.12 | 4,065,825.4 | 2016.8 | 10 |
| | | | 4 | | |
| | 3,435,651.29 | 98,881.95 | 3,534,533.2 | 2016.8 | 11 |
| | | | 4 | | |
| | 3,332,576.79 | 517,058.74 | 3,849,635.5 | 2016.8 | 12 |
| | | | 3 | | |
| | 15,359,380.0 | 441,917.49 | 15,801,297. | 2015.1 | 13 |
| | 1 | | 50 | | |
| | 1,550,000.00 | 8,434.15 | 1,558,434.1 | 2016.03 | 14 |
| | | | 5 | | |
| | 200,532.48 | 55,749.78 | 256,282.26 | 2016.09 | 15 |
| | 1,396,278.06 | 18,399.42 | 1,414,677.4 | 2017.12 | 16 |
| | | | 8 | | |
| | 900,000.00 | | 900,000.00 | 2016.1 | 17 |
| | | | | | |
| | 5,707,547.08 | | 5,707,547.0 | 2015.12 | 18 |
| | | | 8 | | |
| PI 3K | 2,000,000.00 | 8,984,905.66 | 10,984,905. | 2018.1 | 19 |
| | | | 66 | | |
| IMM H012 | | | | | |
| | | | | | |
| WWS1 WWS2 | | 3,329,272.77 | 3,329,272.7 | 2018.11 | 20 |
| VW1 | | | 7 | | |
| | 84,158,183.1 | 17,648,824.8 | | | |
| | 3 | 7 | | | |

12
 13
 14
 15
 16 BE
 17
 18
 19
 20

| | | | |
|--|----------------------|--|----------------------|
| | | | |
| | 54,981,520.12 | | 54,981,520.12 |
| | 7,869,720.39 | | 7,869,720.39 |
| | 165,255.79 | | 165,255.79 |
| | 130,700,623.28 | | 130,700,623.28 |
| | 11,338,525.94 | | 11,338,525.94 |
| | 2,302,540,460. 39 | | 2,302,540,460. 39 |
| | 138,084.74 | | 138,084.74 |
| | 2,507,734,190. 65 | | 2,507,734,190. 65 |

2019

| | 30,241,720.12 | 30,241,720.12 |
|--|----------------|----------------|
| | 483,442.25 | 483,442.25 |
| | 165,255.79 | 165,255.79 |
| | 122,587,087.24 | 122,587,087.24 |

2019

| | | | | | |
|--|---------------|--------------|---------------|--|---------------|
| | 697,555.52 | | 697,555.52 | | |
| | 35,612.38 | | 35,612.38 | | |
| | 1,877,188.69 | 6,534,678.81 | 3,330,280.54 | | 5,081,586.96 |
| | 35,132,291.45 | 8,734,602.90 | 10,442,409.95 | | 33,424,484.40 |

~ 3

2019

| | | |
|--|----------------|----------------|
| | 449,741,037.42 | 449,426,486.31 |
| | 123,338,399.60 | 103,917,186.85 |
| | 573,079,437.02 | 553,343,673.16 |

| | | | |
|----------|----------------|----------------|----------|
| | | | |
| 2014 | | 58,352,209.37 | 2018 |
| 2015 | 55,120,936.26 | 55,120,936.26 | 2019 |
| 2016 | 105,548,531.24 | 105,548,531.24 | 2020 |
| 2017 | 54,976,035.19 | 54,976,035.19 | 2021 |
| 2018 | 175,428,774.25 | 175,428,774.25 | 2022 |
| 2019 1-6 | 58,666,760.48 | | 2023 1-6 |
| | 449,741,037.42 | 449,426,486.31 | -- |

| | | |
|--|---------------|---------------|
| | | |
| | 95,311,914.29 | 64,168,441.20 |
| | 95,311,914.29 | 64,168,441.20 |

| | | |
|--|----------------|----------------|
| | | |
| | 270,000,000.00 | 211,500,000.00 |
| | 42,500,000.00 | 111,000,000.00 |
| | | 70,000,000.00 |
| | 312,500,000.00 | 392,500,000.00 |

2019

1
308116

20000

X

2

7000

3

4250

| | | | | |
|--|--|--|--|--|
| | | | | |
|--|--|--|--|--|

1
2

| | | |
|--|--|--|
| | | |
| | | |
| | | |

| | | |
|--|--|--|
| | | |
|--|--|--|

| | | |
|--|---------------|---------------|
| | | |
| | 70,718,285.50 | 68,088,856.85 |
| | 70,718,285.50 | 68,088,856.85 |

| | | |
|--|----------------|----------------|
| | | |
| | 3,564,485.57 | 4,303,993.86 |
| | 3,979,308.19 | 4,533,041.98 |
| | 392,499,869.82 | 271,328,622.37 |
| | 3,921,612.24 | 3,463,561.59 |
| | 403,965,275.82 | 283,629,219.80 |

| | | |
|--|---------------|----|
| | | |
| | 5,841,890.00 | |
| | 5,083,714.00 | |
| | 4,067,280.00 | |
| | 14,992,884.00 | -- |

| | | |
|--|---------------|---------------|
| | | |
| | 82,840,830.76 | 95,620,289.74 |
| | 82,840,830.76 | 95,620,289.74 |

| | | |
|--|--|--|
| | | |
|--|--|--|

2019

| | |
|--|--|
| | |
|--|--|

| | | |
|--|--|--|
| | | |
|--|--|--|

| | | |
|--|--|--|
| | | |
|--|--|--|

| | | | | |
|---|---------------|----------------|----------------|---------------|
| | | | | |
| | 36,285,965.43 | 173,106,270.94 | 186,649,024.40 | 22,743,211.97 |
| - | 1,150,040.16 | 15,152,344.73 | 10,181,635.07 | 6,120,749.82 |
| | 37,436,005.59 | 188,258,615.67 | 196,830,659.47 | 28,863,961.79 |

| | | | | |
|---|---------------|----------------|----------------|---------------|
| | | | | |
| 1 | 29,681,485.51 | 153,741,160.49 | 165,898,598.42 | 17,524,047.58 |
| 2 | | 6,363,326.78 | 6,363,326.78 | |
| 3 | 565,121.92 | 6,107,166.03 | 5,561,466.10 | 1,110,821.85 |
| | 468,867.74 | 4,933,207.49 | 4,459,538.00 | 942,537.23 |
| | 54,520.96 | 778,024.43 | 758,509.53 | 74,035.86 |
| | 41,733.22 | 395,934.11 | 3409.47 | |

2019

| | | | | |
|---|------------|--------------|--------------|------------|
| 4 | 286,457.65 | 5,357,924.70 | 5,002,504.00 | 641,878.35 |
| 5 | | | | |

2019

| | | |
|--|----------------|----------------|
| | 13,503.25 | 13,503.25 |
| | 461,245,531.73 | 446,863,595.34 |
| | 461,786,225.60 | 447,593,683.68 |

| | | |
|--|------------|------------|
| | | |
| | 527,190.62 | 716,585.09 |
| | 527,190.62 | 716,585.09 |

| | | |
|--|--|--|
| | | |
|--|--|--|

| | | |
|--|--|--|
| | | |
|--|--|--|

| | | |
|--|--------------|---------------|
| | | |
| | | 5,409,584.00 |
| | 1,000,000.00 | 10,000,000.00 |
| | 1,000,000.00 | 15,409,584.00 |

| | | |
|--|--|-----------------|
| | | |
| | | 5, 409, 584. 00 |
| | | 5, 409, 584. 00 |

| | | |
|--|-----------------|------------------|
| | | |
| | 1, 000, 000. 00 | 10, 000, 000. 00 |
| | 1, 000, 000. 00 | 10, 000, 000. 00 |
| | | |

| | | |
|--|-----------|-----------------|
| | | |
| | 2012 8 14 | 2019 8 14 |
| | | 1, 000, 000. 00 |
| | | 1, 000, 000. 00 |

2019



2019

2019

| | | | | | |
|--|--------------|--------------|--------------|--------------|----|
| | | | | | |
| | 3,217,600.00 | 3,331,800.00 | 3,167,600.00 | 3,381,800.00 | -- |

| | | | | | |
|-----------------|-----------------|--------------------|--------------|----------------|---------------|
| 1 | | | | | |
| ZYBZH-C-JI H-43 | | 2016 1 | 2018 12 | | 5,000,000.00 |
| | 50,000.00 | | | | |
| 2 | | “ | ” | | |
| | 2017YFC17011900 | | | | 19,770,000.00 |
| | 2,690,000.00 | | | | |
| 3 | | 2018ZX09301018-004 | | | 2018 1 2020 |
| 12 | 5,405,000.00 | 641,800.00 | 2,145,400.00 | | |
| 4 | | | | 2018ZX09737019 | |
| | 2018 1 | 2020 12 | 5,678,400.00 | | 1,022,200.00 |

| | | | |
|--|--|--|--|
| | | | |
|--|--|--|--|

| | | | |
|--|--|--|--|
| | | | |
|--|--|--|--|

| | | | |
|--|--|--|--|
| | | | |
|--|--|--|--|

| | | | |
|--|--|--|--|
| | | | |
|--|--|--|--|

2019

30,350.00

9,633.33

20,716.67

140,624.98

46,875.00

93,749.98

61,261.23

33,333.34

27,927.89

214,414.44



| | | | | | |
|-------|--------------|--------------|------------|--|--------------|
| | 28,750.00 | | 7,500.00 | | 21,250.00 |
| | 187,500.00 | | 62,500.00 | | 125,000.00 |
| | 469,466.67 | 980,100.00 | 607,416.66 | | 842,150.01 |
| | 454,200.00 | | 113,550.00 | | 340,650.00 |
| | | 500,000.00 | 160,000.00 | | 340,000.00 |
| | | 6,800,000.00 | | | 6,800,000.00 |
| | 1,500,000.00 | | | | 1,500,000.00 |
| -5000 | 600,591.24 | | 65,299.14 | | 535,292.10 |

2019

146,153.85

25,641.03

120,512.82

2019

| | | |
|--------------|------------|--------------|
| 1,860,000.00 | 180,000.00 | 1,680,000.00 |
| | 0 | |
| 100,000.00 | | 100,000.00 |
| 16,666.87 | 16,666.87 | |
| 400,000.10 | 183,333.11 | 216,666.99 |

---GPM

2019

| | | | | | | | | |
|----------------|--------------|------------|--|--------------|--|--|--------------|--|
| | | | | | | | | |
| 2018 | 150,000.00 | 300,000.00 | | | | | 450,000.00 | |
| | 11,416.04 | | | 11,416.04 | | | | |
| 2013 2200 | 568,754.60 | | | | | | 568,754.60 | |
| 2.5 | 129,204.43 | | | | | | 129,204.43 | |
| - [2014]129 | 204,416.90 | | | | | | 204,416.90 | |
| 10 | 7,366,944.03 | | | | | | 7,366,944.03 | |
| 2018 | | 200,000.00 | | 200,000.00 | | | | |
| 2017 | 1,000,000.00 | | | 1,000,000.00 | | | | |
| 2018 | | 480,000.00 | | 480,000.00 | | | | |

2019

| | | | |
|----|------------------|----------------|--------------|
| | 300,000.00 | | 300,000.00 |
| | 1,200,000.00 | | 1,200,000.00 |
| | 1,022,200. 00 | | 1,022,200.00 |
| - | 1,395,600. 00 | | 1,395,600.00 |
| D3 | 1,520,833.00 | 125,000.0 0 | 1,395,833.00 |

2019

81,950,976.2

3

2019

| | | | | |
|--|------------------|--|--|------------------|
| | | | | |
| | 3,762,226,800.65 | | | 3,762,226,800.65 |
| | 87,437.07 | | | 87,437.07 |
| | 3,762,314,237.72 | | | 3,762,314,237.72 |

| | | | | |
|--|--|--|--|--|
| | | | | |
|--|--|--|--|--|

| | | | | | | | | |
|--|--|--|--|--|--|--|--|--|
| | | | | | | | | |
| | | | | | | | | |

| | | | | |
|--|--|--|--|--|
| | | | | |
|--|--|--|--|--|

| | | | | |
|--|----------------|--|--|----------------|
| | | | | |
| | 97,768,287.91 | | | 97,768,287.91 |
| | 4,792,608.47 | | | 4,79-2 08.47 |
| | 102,560,896.38 | | | 102,560,896.38 |

10%

2019

50%



2019

2019

| | | | |
|--|--|---------------|---------------|
| | | | |
| | | 10,868,494.98 | 11,834,577.48 |

| | | | |
|--|--|---------------|---------------|
| | | | |
| | | 3,522,933.70 | 3,234,042.44 |
| | | 24,842,200.86 | 22,312,684.74 |
| | | 28,365,134.56 | 25,546,727.18 |

| | | | |
|--|--|--------------|--------------|
| | | | |
| | | | -314,221.97 |
| | | | 147,030.32 |
| | | 2,929,961.99 | 3,502,583.98 |
| | | | |

[Redacted]

2019年1-9月

| | | |
|--|--|--|
| | | |
|--|--|--|

| | | |
|--|----------------|--------------|
| | | |
| | -20,121,484.53 | 4,098,041.29 |
| | 20,921.82 | |
| | -20,100,562.71 | 4,098,041.29 |

| | |
|--|--|
| | |
|--|--|

| | | | | | | | | | |
|--|--|--|--|--|--|--|--|--|---|
| | | | | | | | | | / |
|--|--|--|--|--|--|--|--|--|---|

| | 215,000.00 | 122,000.00 | 215,000.00 |
|--|--------------|--------------|--------------|
| | 956,811.36 | 4,520,356.43 | 956,811.36 |
| | 15,982.66 | 886,152.18 | 15,982.66 |
| | 1,187,794.02 | 5,528,508.61 | 1,187,794.02 |



2019

| | |
|--|---------------|
| | 27,778,652.55 |
|--|---------------|

| | |
|--|--|
| | |
|--|--|

| | |
|---------------|---------------|
| 35,087,449.41 | 34,806,870.50 |
| 2,292,794.90 | 1,571,331.62 |
| 8,595,043.03 | 16,405,441.68 |

| | |
|--|--|
| | |
|--|--|

| | |
|------|---------------|
| | |
| 5.16 | 36,710,447.28 |
| 5.16 | 36,710,447.28 |

500010

| | |
|------|---------------|
| | |
| 7.73 | 43,071,685.09 |
| 0.00 | |
| 7.73 | 43,071,685.09 |

| | | |
|---|---------------|---------------|
| 1 | -- | -- |
| | 98,797,344.15 | 87,830,252.03 |

4100000070

2019

| | | |
|-----|----------------|-----------------|
| " " | 12,960,199.36 | 12,969,587.98 |
| " " | -2,929,961.99 | -3,335,392.33 |
| " " | -1,566,642.27 | 1,135,636.15 |
| " " | -692,143.31 | -692,143.31 |
| " " | -28,811,372.66 | -59,130,138.80 |
| " " | -31,640,710.98 | -19,090,464.59 |
| " " | 62,425,876.41 | -163,625,596.86 |
| | -5,679,780.47 | |
| | 190,150,076.07 | -80,696,004.72 |
| 2 | -- | -- |
| 3 | -- | -- |
| | 681,674,016.73 | 53- |

2019

| | | |
|--|----------------|----------------|
| | | |
| | 681,674,016.73 | 664,807,260.14 |
| | 201,395.88 | 141,589.92 |
| | 681,472,620.85 | 664,665,670.22 |
| | 681,674,016.73 | 664,807,260.14 |

" "

| | |
|--|----------------|
| | |
| | |
| | 41,724,138.17 |
| | 158,194,819.77 |
| | 200,944,827.73 |
| | 400., 4,7. .63 |

2019

| | | | |
|--|----|----|--|
| | | | |
| | -- | -- | |
| | | | |
| | | | |
| | | | |
| | -- | -- | |
| | | | |
| | | | |
| | | | |
| | | | |

| | | | |
|------|--------------|--|------------|
| | | | |
| | 290,000.00 | | 408,750.00 |
| | 980,100.00 | | 607,416.66 |
| | 500,000.00 | | 160,000.00 |
| | 6,800,000.00 | | |
| 2018 | 300,000.00 | | |

2019

| | | |
|------|--------------|--------------|
| 2018 | 200,000.00 | 200,000.00 |
| 2018 | 480,000.00 | 480,000.00 |
| | 1,022,200.00 | |
| - | 1,395,600.00 | |
| | 17,000.00 | |
| | 200,000.00 | 200,000.00 |
| | 43,350.00 | 43,350.00 |
| | 650,000.00 | 650,000.00 |
| | 1,620,000.00 | 1,620,000.00 |
| | 625,600.00 | 625,600.00 |
| | 95,587.50 | 95,587.50 |
| | 8,882,631.40 | 8,882,631.40 |
| | 7,139,272.70 | 7,139,272.70 |

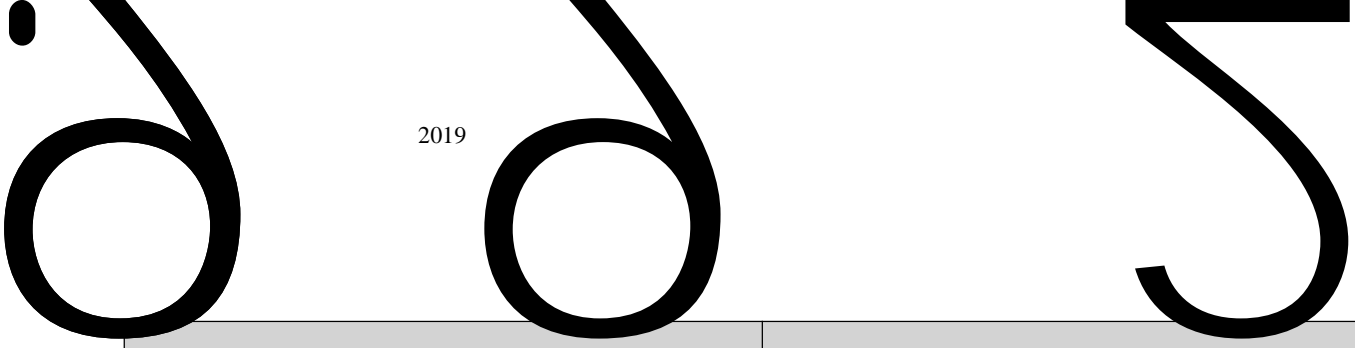
| | | | | | | | | |
|--|--|--|--|--|--|--|--|--|
| | | | | | | | | |
|--|--|--|--|--|--|--|--|--|

| | |
|--|--|
| | |
|--|--|

| | |
|--|--|
| | |
| | |

| | | | | | | | | |
|--|--|--|--|--|--|--|--|--|
| | | | | | | | | |
|--|--|--|--|--|--|--|--|--|

2019



| | |
|--|--|
| | |
| | |

-

| | | | | 100.00% | | |
|--|--|--|--|---------|--|--|
| | | | | 100.00% | | |
| | | | | 100.00% | | |
| | | | | 100.00% | | |
| | | | | 100.00% | | |
| | | | | 60.00% | | |
| | | | | 51.00% | | |
| | | | | 51.00% | | |
| | | | | 100.00% | | |
| | | | | 100.00% | | |
| | | | | 100.00% | | |

2019

| | | | | | | |
|--|--|--|--|---------|--|--|
| | | | | | | |
| | | | | 100.00% | | |
| | | | | 100.00% | | |
| | | | | 100.00% | | |
| | | | | 100.00% | | |
| | | | | 70.00% | | |
| | | | | 100.00% | | |



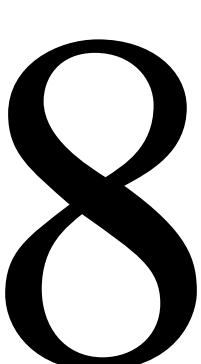


| | | | | | | | | | | | |
|--------|--------|--------|--------|--------|--------|--------|--------|--------|--------|--------|--------|
| 94,235 | 88,320 | 182,55 | 141,20 | 15,305 | 156,51 | 95,380 | 89,491 | 184,87 | 138,14 | 15,446 | 153,58 |
| ,133.6 | ,312.3 | 5,446. | 5,680. | ,804.9 | 1,485. | ,070.4 | ,742.8 | 1,813. | 2,752. | ,745.0 | 9,497. |
| 9 | 2 | 01 | 94 | 2 | 86 | 3 | 7 | 30 | 44 | 9 | 53 |
| 89,698 | | 91,266 | 180,73 | | 180,73 | 98,557 | | 100,44 | 178,56 | | 178,56 |
| ,815.0 | 1,568, | ,822.4 | 5,717. | | 5,717. | ,517.2 | 1,890, | 7,652. | 7,526. | | 7,526. |
| 7 | 007.36 | 3 | 28 | | 28 | 3 | 135.63 | 86 | 94 | | 94 |
| 122,60 | | 124,09 | 88,993 | | 88,993 | 110,46 | | 111,75 | 76,162 | | 76,162 |
| 1,558. | 1,489, | 0,715. | ,642.3 | | ,642.3 | 4,004. | 1,292, | 6,128. | ,190.5 | | ,12 |
| 16 | 157.49 | 65 | 7 | | 7 | 27 | 124.29 | 56 | 0 | | |



၉၀၀၀၀၀၀

၀၀၀၀၀၀၀၀



2019

| | | | | | | | |
|------------|-------------|-------------|------------|------------|-------------|-------------|------------|
| | -3,833,096. | -3,833,096. | -342,900.5 | | -4,659,703. | -4,659,703. | -105,662.7 |
| | 39 | 39 | 9 | | 76 | 76 | 1 |
| -12,486.49 | -92,338.92 | -92,338.92 | -35,784.29 | 1,966,351. | -697,160.4 | -697,160.4 | -475,509.1 |
| | | | | 29 | 2 | 2 | 2 |
| 374,674.19 | -2,373,696. | -2,373,696. | -23,106.35 | 317,821.34 | 7,056,248. | 7,056,248. | 47,980,566 |
| 5.24 | 56 | 56 | 4.90 | 0.92 | 03 | 03 | .33 |

| | | |
|--|---|---|
| | / | / |
| | | |

| | | |
|--|----|----|
| | / | / |
| | -- | -- |
| | -- | -- |
| | -- | -- |
| | -- | -- |

| | | | |
|--|--|--|--|
| | | | |
|--|--|--|--|

| | | | | |
|--|--|--|--|---|
| | | | | / |
| | | | | |

2019

2019

| | | | | |
|----|--------------|----|----|--------------|
| | -- | -- | -- | -- |
| 2. | 1,501,000.00 | | | 1,501,000.00 |
| 1 | 1,501,000.00 | | | 1,501,000.00 |
| | -- | -- | -- | -- |

0-
229

i—Sb^'''V...•TME5Ei sli P VdSdİÖ\0

i—Sb^'''V...•TME5Ei" p pWA.v œ-(0 •-(Đ

/

| | | | | | |
|--|--|--------------|---------------|--|--------------|
| | | | | | |
| | | 2,884,310.60 | 40,000,000.00 | | 6,493,190.21 |
| | | 2,244,771.02 | 25,000,000.00 | | 45,363.00 |
| | | 12,336.00 | 1,000,000.00 | | 95,134.97 |
| | | 480,043.46 | 15,000,000.00 | | 10,069.62 |
| | | | | | 12,000.00 |
| | | 238,500.00 | 1,000,000.00 | | 110,150.00 |
| | | 3,150,000.00 | 51,000,000.00 | | 0.00 |
| | | 500,000.00 | 6,000,000.00 | | |

/

| | | | |
|--|--|-----------|------------|
| | | | |
| | | 19,175.00 | 613,697.00 |
| | | 44,243.00 | 116,584.00 |
| | | | 1085.00 |

2019

/

| | | | | | | |
|---|---|---|---|---|---|-----|
| / | / | / | / | / | / | C C |
|---|---|---|---|---|---|-----|

2019

| | | | | |
|--|----------------|------------|------------|--|
| | 50,000,000.00 | 2018 09 27 | 2019 08 09 | |
| | 100,000,000.00 | 2018 10 31 | 2019 08 09 | |
| | 70,000,000.00 | 2018 08 30 | 2019 08 30 | |
| | 42,500,000.00 | 2018 05 15 | 2019 05 10 | |

| | | | | |
|--|--|--|--|--|
| | | | | |
| | | | | |
| | | | | |

| | | | |
|--|--|--|--|
| | | | |
|--|--|--|--|

| | | |
|--|--------------|--------------|
| | | |
| | 2,540,337.00 | 2,568,057.00 |

| | | | |
|--|--|--|--|
| | | | |
|--|--|--|--|

2019



| | | | |
|--------------|------------|--------------|------------|
| 2,063,035.54 | 289,068.06 | 2,076,116.54 | 216,841.71 |
|--------------|------------|--------------|------------|

| | | | |
|------------|-----------|------------|-----------|
| 370,233.80 | 18,511.69 | 343,415.80 | 33,969.94 |
|------------|-----------|------------|-----------|

| | | | |
|-----------|----------|-----------|--------|
| 10,182.09 | 1,288.50 | 11,472.99 | 688.05 |
|-----------|----------|-----------|--------|

| | | | |
|----------|----------|-----------|----------|
| 6,920.00 | 1,553.50 | 13,380.00 | 1,756.00 |
|----------|----------|-----------|----------|

| | | | |
|----------|--------|----------|--------|
| 3,500.00 | 350.00 | 7,028.00 | 351.40 |
|----------|--------|----------|--------|

| | | | |
|--------|-------|--|--|
| 224.00 | 11.20 | | |
|--------|-------|--|--|

1,200,000.00

187,88

2019

| | |
|--------------|------------|
| 1,953,623.10 | 694,563.34 |
| 135,991.36 | 130,000.00 |
| 16,044.00 | 16,044.00 |
| 286,679.07 | 288,743.51 |
| 414,076.12 | 404,074.16 |
| 23,888.62 | 99,951.01 |

2019

| | | |
|--|--------|--------|
| | 30.00% | 40.00% |
|--|--------|--------|

2019 4 23

556 3.3640202 / 3.70 /
1,027,494,660.00

| | |
|--|---|
| | 15.36 / - 7.40 / =7.96 |
| | / |
| | |
| | 0.00 |
| | 0.00 |

2013 12 27
7

2013 97

| | | | |
|--|--|--|--|
| | | | |
|--|--|--|--|

| | | | |
|--|--|--|--|
| | | | |
|--|--|--|--|

| | | |
|--|--|--|
| | | |
|--|--|--|

| | | | | | | |
|--|--|--|--|--|--|--|
| | | | | | | |
|--|--|--|--|--|--|--|

3

3

| | | | | | |
|--|-------------------|------------------|----------------|-------------------|------------------|
| | | | | | |
| | 2,066,482,735.87 | 135,658,149.80 | 12,794,370.82 | -242,430,299.71 | 1,972,504,956.78 |
| | 794,466,251.64 | 126,096,617.60 | 18,515,027.37 | -238,047,065.51 | 701,030,831.10 |
| | 10,532,474,695.49 | 1,200,682,615.00 | 90,990,189.74 | -4,519,529,360.81 | 7,304,618,139.43 |
| | 3,822,966,260.77 | 1,070,791,674.01 | 146,836,943.65 | -3,197,188,195.14 | 1,843,406,683.29 |

2019

f

lđ Vd€ 6Ñ

g P ÑM'

g P ÑM'

lđ Vd€ 6Ñ



1

2019



46,953,433.67

1

| | | |
|--|--|--|
| | | |
|--|--|--|

2

| | | | | |
|--|--|--|--|--|
| | | | | |
|--|--|--|--|--|

3

1

| | | |
|-----|--|--|
| () | | |
|-----|--|--|

2

1

| | | | | |
|-----|--|--|--|--|
| () | | | | |
|-----|--|--|--|--|

3

1

| | | |
|--|--|--|
| | | |
|--|--|--|

1199

È

d

1,809,874.11

2019

5



339,440,132.38

2019

| | | | | |
|--|----------------|---------------|----------------|---------------|
| | | | | |
| | | | | |
| | 392,661,429.17 | 35,964,673.53 | 181,526,523.53 | 22,171,967.59 |
| | 232,691.06 | 24,558.27 | 84,049.82 | 25,718.06 |
| | 392,894,120.23 | 35,989,231.80 | 181,610,573.35 | 22,197,685.65 |

| | | |
|--|--------------|--------------|
| | | |
| | | -314,221.97 |
| | | 1,984,925.11 |
| | 3,249,272.02 | 1,670,703.14 |

| | |
|--|---------------|
| | |
| | 623,993.86 |
| | 10,073,230.46 |
| | -488,003.03 |
| | 2,929,961.99 |
| | 8,996,036.78 |
| | 3,415,961.72 |
| | ₪ f |

| | | / | / |
|--|-------|--------|--------|
| | 1.97% | 0.1035 | 0.1035 |
| | 1.95% | 0.1028 | 0.1028 |

2019

2019